



# Certificate of Analysis

## FOR COMPLIANCE



Sample:AL40820002-001  
Harvest/Lot ID: 24227-LOE  
Batch#: 24227-LOE  
Seed to Sale# 0000000003936  
Sample Size Received: 3 units  
Total Amount: 3200 units  
Retail Product Size: 56 gram  
Retail Serving Size: 2.8 gram  
Servings: 20  
Sampled: 08/16/24 01:51 PM  
Sampling Start: 01:51 PM  
Sampling End: 02:10 PM  
Sampling Method: SOP.T.20.010.NY

Bristol Extracts LLC

License # : OCM-PROC-24-000023

4376 State Route 64  
Canandaigua, NY, 14424, US

**PASSED**

Pages 1 of 6

### SAFETY RESULTS

  
Pesticides  
**PASSED**

  
Heavy Metals  
**PASSED**

  
Microbials  
**PASSED**

  
Mycotoxins  
**PASSED**

  
Residuals  
Solvents  
**PASSED**

  
Filtration  
**NOT TESTED**

  
Water Activity  
**PASSED**

  
Moisture  
**NOT TESTED**


### MISC.

  
Terpenes  
**TESTED**

 **Cannabinoid** **PASSED**

 **Total THC**  
**0.1924%**  
Total THC/Container : 107.7440 mg

 **Total CBD**  
**<0.0007**  
Total CBD/Container : 0.0000 mg

 **Total Cannabinoids**  
**0.2156%**  
Total Cannabinoids/Container : 120.7360 mg

	(6AR,9R) D10-THC	(6AR,9S) D10-THC	CBC	CBD	CBDA	CBDV	CBG	D8-THC	CBGA	CBN	D9-THC	THCA	THCV
%	<0.0007	<0.0007	0.0056	<0.0007	<0.0007	<0.0007	0.0150	<0.0007	<0.0007	0.0010	0.1910	0.0016	0.0014
mg/unit	<0.392	<0.392	3.136	<0.392	<0.392	<0.392	8.400	<0.392	<0.392	0.560	106.960	0.896	0.784
LOQ	0.0007	0.0007	0.0007	0.0007	0.0007	0.0007	0.0007	0.0007	0.0007	0.0007	0.0007	0.0007	0.0007
%	%	%	%	%	%	%	%	%	%	%	%	%	%

Weight:  
3.437g

Analysis Method : SOP.T.30.031.NY, SOP.T.40.031.NY  
Analyzed Date : 08/22/24 11:56:36

This Kaycha Labs Certification shall not be reproduced, unless in its entirety, without written approval from Kaycha Labs. The results relate only to the material or product analyzed. ND=Not Detected, ppm=Parts Per Million, ppb=Parts Per Billion, RSD=Relative Standard Deviation. Limit of Detection (LOD) and Limit Of Quantitation (LOQ) are terms used to describe the smallest concentration that can be detected and reliably measured by an analytical procedure, respectively. Action Levels are State determined thresholds based on 9 New York Codes, Rules and Regulations (NYCRR) Part 130 and Cannabis Law. The Measurement of Uncertainty (MU) error is available from the lab upon request. The "Decision Rule" for pass/fail does not include the MU. Any calculated totals may contain rounding errors.

**Erica Troy**  
Lab Director

NY Permit # OCM-CPL-2022-00006  
ISO 17025 Accreditation # 97164



Signature  
08/27/24



# Certificate of Analysis

**PASSED**

Bristol Extracts LLC

4376 State Route 64  
Canandaigua, NY, 14424, US  
Telephone: (607) 624-0460  
Email: info@bristolextracts.com  
License # : OCM-PROC-24-000023

Sample : AL40820002-001  
Harvest/Lot ID: 24227-LOE  
Batch# : 24227-LOE  
Sampled : 08/16/24 01:51 PM

Sample Size Received : 3 units  
Total Amount : 3200 units  
Sampling Method : SOP.T.20.010.NY

Page 2 of 6



## Terpenes

**TESTED**

Terpenes	LOQ (%)	mg/unit	%	Result (%)	Terpenes	LOQ (%)	mg/unit	%	Result (%)
ALPHA TERPINEOL	0.04	<22.400	<0.0400		Weight:				
BETA-CARYOPHYLLENE	0.04	<22.400	<0.0400		1.0339g				
CAMPHENE	0.10	<56.000	<0.1000		Analysis Method : SOP.T.30.064.NY, SOP.T.40.064.NY				
CARYOPHYLLENE OXIDE	0.04	<22.400	<0.0400		Analyzed Date : 08/21/24 16:03:48				
FARNESENE	0.10	<56.000	<0.1000						
FENCHYL ALCOHOL	0.04	<22.400	<0.0400						
GERANIOL	0.04	<22.400	<0.0400						
GUAIOL	0.04	<22.400	<0.0400						
LIMONENE	0.10	<56.000	<0.1000						
LINALOOL	0.10	<56.000	<0.1000						
MENTHOL	0.10	<56.000	<0.1000						
OCIMENE	0.10	<56.000	<0.1000						
TERPINOLENE	0.04	<22.400	<0.0400						
VALENCENE	0.10	<56.000	<0.1000						
ALPHA-BISABOLOL	0.04	<22.400	<0.0400						
ALPHA-HUMULENE	0.04	<22.400	<0.0400						
ALPHA-PHELLANDRENE	0.10	<56.000	<0.1000						
ALPHA-PINENE	0.10	<56.000	<0.1000						
ALPHA-TERPINENE	0.10	<56.000	<0.1000						
BETA-MYRCENE	0.10	<56.000	<0.1000						
BETA-PINENE	0.10	<56.000	<0.1000						
<b>Total (%)</b>				<b>&lt;0.1000</b>					

This Kaycha Labs Certification shall not be reproduced, unless in its entirety, without written approval from Kaycha Labs. The results relate only to the material or product analyzed. ND=Not Detected, ppm=Parts Per Million, ppb=Parts Per Billion, RSD=Relative Standard Deviation. Limit of Detection (LOD) and Limit Of Quantitation (LOQ) are terms used to describe the smallest concentration that can be detected and reliably measured by an analytical procedure, respectively. Action Levels are State determined thresholds based on 9 New York Codes, Rules and Regulations (NYCRR) Part 130 and Cannabis Law. The Measurement of Uncertainty (MU) error is available from the lab upon request. The "Decision Rule" for pass/fail does not include the MU. Any calculated totals may contain rounding errors.

**Erica Troy**  
Lab Director

NY Permit # OCM-CPL-2022-00006  
ISO 17025 Accreditation # 97164

Signature  
08/27/24



# Certificate of Analysis

**PASSED**

Bristol Extracts LLC

 4376 State Route 64  
 Canandaigua, NY, 14424, US  
 Telephone: (607) 624-0460  
 Email: info@bristolextracts.com  
 License # : OCM-PROC-24-000023

 Sample : AL40820002-001  
 Harvest/Lot ID: 24227-LOE  
 Batch# : 24227-LOE  
 Sampled : 08/16/24 01:51 PM

 Sample Size Received : 3 units  
 Total Amount : 3200 units  
 Sampling Method : SOP.T.20.010.NY

Page 3 of 6



## Pesticides

PASSED

Pesticide	LOQ	Units	Action Level	Pass/Fail	Result	Pesticide	LOQ	Units	Action Level	Pass/Fail	Result
PYRETHRINS, TOTAL	0.1000	ppm	1	PASS	<0.1000	PACLOBUTRAZOL	0.1000	ppm	0.4	PASS	<0.1000
AZADIRACTIN	0.1000	ppm	1	PASS	<0.1000	PERMETHRIN	0.1000	ppm	0.2	PASS	<0.1000
INDOLE-3-BUTYRIC ACID	0.1000	ppm	1	PASS	<0.1000	PHOSMET	0.1000	ppm	0.2	PASS	<0.1000
MYCLOBUTANIL	0.1000	ppm	0.2	PASS	<0.1000	PRALLETHRIN	0.1000	ppm	0.2	PASS	<0.1000
PIPERONYL BUTOXIDE	0.1000	ppm	2	PASS	<0.1000	PROPICONAZOLE	0.1000	ppm	0.4	PASS	<0.1000
ABAMECTIN B1A	0.1000	ppm	0.5	PASS	<0.1000	PROPOXUR	0.1000	ppm	0.2	PASS	<0.1000
ACEPHATE	0.1000	ppm	0.4	PASS	<0.1000	PYRIDABEN	0.1000	ppm	0.2	PASS	<0.1000
ACEQUINOCLYL	0.1000	ppm	2	PASS	<0.1000	SPINETORAM, TOTAL	0.1000	ppm	1	PASS	<0.1000
ACETAMIPRID	0.1000	ppm	0.2	PASS	<0.1000	SPINOSAD, TOTAL	0.1000	ppm	0.2	PASS	<0.1000
ALDICARB	0.1000	ppm	0.4	PASS	<0.1000	SPIROMESIFEN	0.1000	ppm	0.2	PASS	<0.1000
AZOXYSTROBIN	0.1000	ppm	0.2	PASS	<0.1000	SPIROTETRAMAT	0.1000	ppm	0.2	PASS	<0.1000
CHLORMEQUAT CHLORIDE	0.1000	ppm	1	PASS	<0.1000	SPIROXAMINE	0.1000	ppm	0.2	PASS	<0.1000
BIFENAZATE	0.1000	ppm	0.2	PASS	<0.1000	TEBUCONAZOLE	0.1000	ppm	0.4	PASS	<0.1000
BIFENTHRIN	0.1000	ppm	0.2	PASS	<0.1000	THIACLOPRID	0.1000	ppm	0.2	PASS	<0.1000
CARBARYL	0.1000	ppm	0.2	PASS	<0.1000	THIAMETHOXAM	0.1000	ppm	0.2	PASS	<0.1000
COUMAPHOS	0.1000	ppm	1	PASS	<0.1000	TRIFLOXYSTROBIN	0.1000	ppm	0.2	PASS	<0.1000
CHLORPYRIFOS	0.1000	ppm	0.2	PASS	<0.1000	CAPTAN *	0.1000	ppm	1	PASS	<0.1000
DAMINOZIDE	0.1000	ppm	1	PASS	<0.1000	CHLORDANE *	0.1000	ppm	1	PASS	<0.1000
BOSCALID	0.1000	ppm	0.4	PASS	<0.1000	CHLORFENAPYR *	0.1000	ppm	1	PASS	<0.1000
CARBOFUURAN	0.1000	ppm	0.2	PASS	<0.1000	CYFLUTHRIN *	0.1000	ppm	1	PASS	<0.1000
CHLORANTRANILIPROLE	0.1000	ppm	0.2	PASS	<0.1000	CYPERMETHRIN *	0.1000	ppm	1	PASS	<0.1000
CLOFENTEZINE	0.1000	ppm	0.2	PASS	<0.1000	METHYL PARATHION *	0.1000	ppm	0.2	PASS	<0.1000
DIAZINON	0.1000	ppm	0.2	PASS	<0.1000	MGK-264 *	0.1000	ppm	0.2	PASS	<0.1000
DICHLORVOS	0.1000	ppm	1	PASS	<0.1000	PENTACHLORONITROBENZENE *	0.1000	ppm	1	PASS	<0.1000
DIMETHOATE	0.1000	ppm	0.2	PASS	<0.1000						
DIMETHOMORPH	0.1000	ppm	1	PASS	<0.1000	Weight:					
ETHOPROPHOS	0.1000	ppm	0.2	PASS	<0.1000	0.4912g					
ETOFENPROX	0.1000	ppm	0.4	PASS	<0.1000	Analysis Method : SOP.T.40.104.NY, SOP.T30.104.NY and SOP.T.40.154.NY					
ETOXAZOLE	0.1000	ppm	0.2	PASS	<0.1000	Analyzed Date : 08/22/24 08:23:44					
FENHEXAMID	0.1000	ppm	1	PASS	<0.1000						
FENYOXCARB	0.1000	ppm	0.2	PASS	<0.1000	Weight:					
FENPYROXIMATE	0.1000	ppm	0.4	PASS	<0.1000	0.4912g					
FIPRONIL	0.1000	ppm	0.4	PASS	<0.1000	Analysis Method : SOP.T.40.154.NY					
FLONICAMID	0.1000	ppm	1	PASS	<0.1000	Analyzed Date : 08/22/24 08:26:07					
FLUDIOXONIL	0.1000	ppm	0.4	PASS	<0.1000						
HEXYTHIAZOX	0.1000	ppm	1	PASS	<0.1000						
IMAZALIL	0.1000	ppm	0.2	PASS	<0.1000						
IMIDACLOPRID	0.1000	ppm	0.4	PASS	<0.1000						
KRESOXIM METHYL	0.1000	ppm	0.4	PASS	<0.1000						
MALATHION	0.1000	ppm	0.2	PASS	<0.1000						
METALAXYL	0.1000	ppm	0.2	PASS	<0.1000						
METHIOCARB	0.1000	ppm	0.2	PASS	<0.1000						
METHOMYL	0.1000	ppm	0.4	PASS	<0.1000						
MEVINPHOS	0.1000	ppm	1	PASS	<0.1000						
NALED	0.1000	ppm	0.5	PASS	<0.1000						
OXAMYL	0.1000	ppm	1	PASS	<0.1000						

This Kaycha Labs Certification shall not be reproduced, unless in its entirety, without written approval from Kaycha Labs. The results relate only to the material or product analyzed. ND=Not Detected, ppm=Parts Per Million, ppb=Parts Per Billion, RSD=Relative Standard Deviation. Limit of Detection (LOD) and Limit Of Quantitation (LOQ) are terms used to describe the smallest concentration that can be detected and reliably measured by an analytical procedure, respectively. Action Levels are State determined thresholds based on 9 New York Codes, Rules and Regulations (NYCRR) Part 130 and Cannabis Law. The Measurement of Uncertainty (MU) error is available from the lab upon request. The "Decision Rule" for pass/fail does not include the MU. Any calculated totals may contain rounding errors.

**Erica Troy**  
 Lab Director

 NY Permit # OCM-CPL-2022-00006  
 ISO 17025 Accreditation # 97164



 Signature  
 08/27/24



# Certificate of Analysis

**PASSED**

Bristol Extracts LLC

4376 State Route 64  
Canandaigua, NY, 14424, US  
Telephone: (607) 624-0460  
Email: info@bristolextracts.com  
License #: OCM-PROC-24-000023

Sample : AL40820002-001  
Harvest/Lot ID: 24227-LOE  
Batch #: 24227-LOE  
Sampled : 08/16/24 01:51 PM

Sample Size Received : 3 units  
Total Amount : 3200 units  
Sampling Method : SOP.T.20.010.NY

Page 4 of 6



## Residual Solvents

**PASSED**

Solvents	LOQ	Units	Action Level	Pass/Fail	Result
DIMETHYL SULFOXIDE	375.0	ppm	5000	PASS	<375.0
1,1,1-TRICHLOROETHANE	375.0	ppm	1500	PASS	<375.0
HEXANE, TOTAL	125.0	ppm	290	PASS	<125.0
PENTANES, TOTAL	125.0	ppm	5000	PASS	<125.0
BUTANES, TOTAL	750.0	ppm	5000	PASS	<750.0
XYLENES, TOTAL	125.0	ppm	2170	PASS	<125.0
1,2-DICHLOROETHANE	1.3	ppm	5	PASS	<1.3
PROPANE	750.0	ppm	5000	PASS	<750.0
METHANOL	125.0	ppm	3000	PASS	<125.0
ETHANOL	125.0	ppm	5000	PASS	<125.0
ETHYL ETHER	125.0	ppm	5000	PASS	<125.0
ACETONE	125.0	ppm	5000	PASS	<125.0
2-PROPANOL	125.0	ppm	5000	PASS	<125.0
ACETONITRILE	125.0	ppm	410	PASS	<125.0
DICHLOROMETHANE	125.0	ppm	600	PASS	<125.0
ETHYL ACETATE	125.0	ppm	5000	PASS	<125.0
BENZENE	1.3	ppm	2	PASS	<1.3
N-HEPTANE	125.0	ppm	5000	PASS	<125.0
TOLUENE	125.0	ppm	890	PASS	<125.0
CHLOROFORM	1.3	ppm	60	PASS	<1.3

Weight:  
0.0314g

Analysis Method : SOP.T.40.044.NY  
Analyzed Date : 08/20/24 16:52:49

Residual solvents screening is performed using GC-MS which can detect below single digit ppm concentrations. Currently we analyze for 33 Residual solvents. (Method: SOP.T.30.042 Residual Solvents Analysis via GC-MS).



# Certificate of Analysis

**PASSED**



Bristol Extracts LLC


 4376 State Route 64  
 Canandaigua, NY, 14424, US  
 Telephone: (607) 624-0460  
 Email: info@bristolextracts.com  
 License # : OCM-PROC-24-000023

 Sample : AL40820002-001  
 Harvest/Lot ID: 24227-LOE  
 Batch# : 24227-LOE  
 Sampled : 08/16/24 01:51 PM

 Sample Size Received : 3 units  
 Total Amount : 3200 units  
 Sampling Method : SOP.T.20.010.NY

Page 5 of 6

 <b>Microbial</b> <span style="float: right;"><b>PASSED</b></span>						 <b>Mycotoxins</b> <span style="float: right;"><b>PASSED</b></span>					
Analyte	LOQ	Units	Result	Pass / Fail	Action Level	Analyte	LOQ	Units	Result	Pass / Fail	Action Level
TOTAL AEROBIC BACTERIA	100	CFU/g	<100	PASS	10000	AFLATOXIN G2	0.0025	ppm	<0.0025	PASS	0.02
TOTAL YEAST AND MOLD	100	CFU/g	<100	PASS	1000	AFLATOXIN G1	0.0025	ppm	<0.0025	PASS	0.02
ESCHERICHIA COLI SHIGELLA SPP	1		Not Present	PASS		AFLATOXIN B2	0.0025	ppm	<0.0025	PASS	0.02
SALMONELLA SPECIES	1		Not Present	PASS		AFLATOXIN B1	0.0025	ppm	<0.0025	PASS	0.02
ASPERGILLUS TERREUS	1		Not Present	PASS		OCHRATOXIN A+	0.0100	ppm	<0.0100	PASS	0.02
ASPERGILLUS NIGER	1		Not Present	PASS		TOTAL AFLATOXINS (B1, B2, G1, G2)	0.0025	ppm	<0.0025	PASS	0.02
ASPERGILLUS FLAVUS	1		Not Present	PASS							
ASPERGILLUS FUMIGATUS	1		Not Present	PASS							
Weight: 0.89g						Weight: 0.4912g					
Analysis Method : SOP.T.40.058A.NY, SOP.T.40.058B.NY, SOP.T.40.208.NY Analyzed Date : 08/20/24 10:36:35						Analysis Method : SOP.T.30.104.NY, SOP.T.40.104.NY Analyzed Date : 08/22/24 09:48:36					

 <b>Heavy Metals</b> <span style="float: right;"><b>PASSED</b></span>					
Metal	LOQ	Units	Result	Pass / Fail	Action Level
ANTIMONY	0.1000	ug/g	<0.1000	PASS	120
ARSENIC	0.1000	ug/g	<0.1000	PASS	1.5
CADMIUM	0.1000	ug/g	<0.1000	PASS	0.5
CHROMIUM	1.0000	ug/g	<1.0000	PASS	1100
COPPER	1.0000	ug/g	<1.0000	PASS	300
LEAD	0.1000	ug/g	<0.1000	PASS	0.5
MERCURY	0.0100	ug/g	<0.0100	PASS	3
NICKEL	0.1000	ug/g	<0.1000	PASS	20
Weight: 0.4062g					
Analysis Method : SOP.T.30.084.NY, SOP.T.40.084.NY Analyzed Date : 08/20/24 17:30:41					



# Certificate of Analysis

**PASSED**
**Bristol Extracts LLC**

 4376 State Route 64  
 Canandaigua, NY, 14424, US  
**Telephone:** (607) 624-0460  
**Email:** info@bristolextracts.com  
**License # :** OCM-PROC-24-000023

**Sample :** AL40820002-001  
**Harvest/Lot ID:** 24227-LOE  
**Batch# :** 24227-LOE  
**Sampled :** 08/16/24 01:51 PM

**Sample Size Received :** 3 units  
**Total Amount :** 3200 units  
**Sampling Method :** SOP.T.20.010.NY

Page 6 of 6



## Water Activity

PASSED

## Homogeneity

PASSED

Analyte	LOQ	Units	Result	P/F	Action Level
Water Activity	0.10	aw	0.59	PASS	0.85
<b>Weight:</b> 2.1825g					
<b>Analysis Method :</b> SOP.T.40.019					
<b>Analyzed Date :</b> 08/21/24 12:38:23					

Analyte	LOQ	Units	Pass/Fail	Result	Action Level
HOM1 TOTAL THC PERCENT DIFFERENCE	0.01	%	PASS	1.04	25
HOM1 TOTAL CBD PERCENT DIFFERENCE	0.01	%	PASS	ND	25
HOM2 TOTAL THC PERCENT DIFFERENCE	0.01	%	PASS	4.17	25
HOM2 TOTAL CBD PERCENT DIFFERENCE	0.01	%	PASS	ND	25
HOM3 TOTAL THC PERCENT DIFFERENCE	0.01	%	PASS	1.04	25
HOM3 TOTAL CBD PERCENT DIFFERENCE	0.01	%	PASS	ND	25
HOM4 TOTAL THC PERCENT DIFFERENCE	0.01	%	PASS	1.04	25
HOM4 TOTAL CBD PERCENT DIFFERENCE	0.01	%	PASS	ND	25
HOM5 TOTAL THC PERCENT DIFFERENCE	0.01	%	PASS	1.04	25
HOM5 TOTAL CBD PERCENT DIFFERENCE	0.01	%	PASS	ND	25

**Analysis Method :** SOP.T.30.031.NY, SOP.T.40.031.NY  
**Analyzed Date :** 08/22/24 11:56:36

Homogeneity testing is performed utilizing High Performance Liquid Chromatography with UV detection in accordance with F.S. Rule 64ER20-39.

